


Cut 2 Coat


Address: 3/21 Deakin Street
Brendale Qld 4500
Phone: 0432 395 043
Email: sales@cut2coat.com.au
Website: www.cut2coat.com.au

Specialising in CNC and 2 pac operations



A1

Standard door 60mm stiles and rails.



A2

Standard drawer with 60mm stiles and rails.



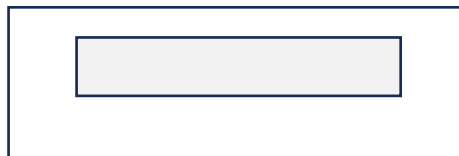
A3

Top drawer with 60mm stiles, 60mm top rail and 30mm bottom rail.



A4

Mid drawer with 60mm stiles and 30mm rails.




A5

Bottom drawer with 60mm stiles, 30mm top rail and 60mm bottom rail.




FP

Flat Panel

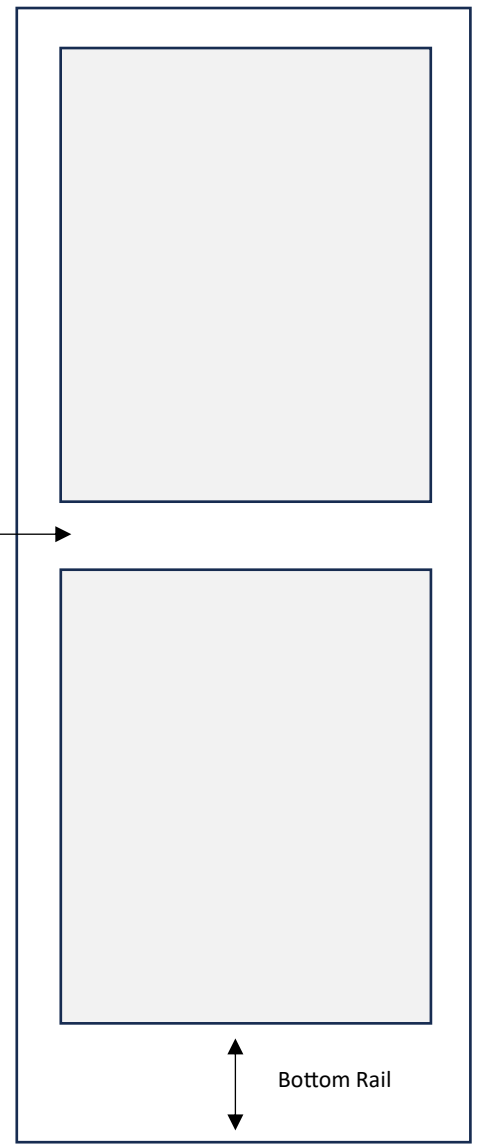


A8
Standard Pantry Door with 60mm
stiles and rails. →

← **LEFT**
A6
Pantry Door/Panel with 60mm stiles,
top and mid rails.

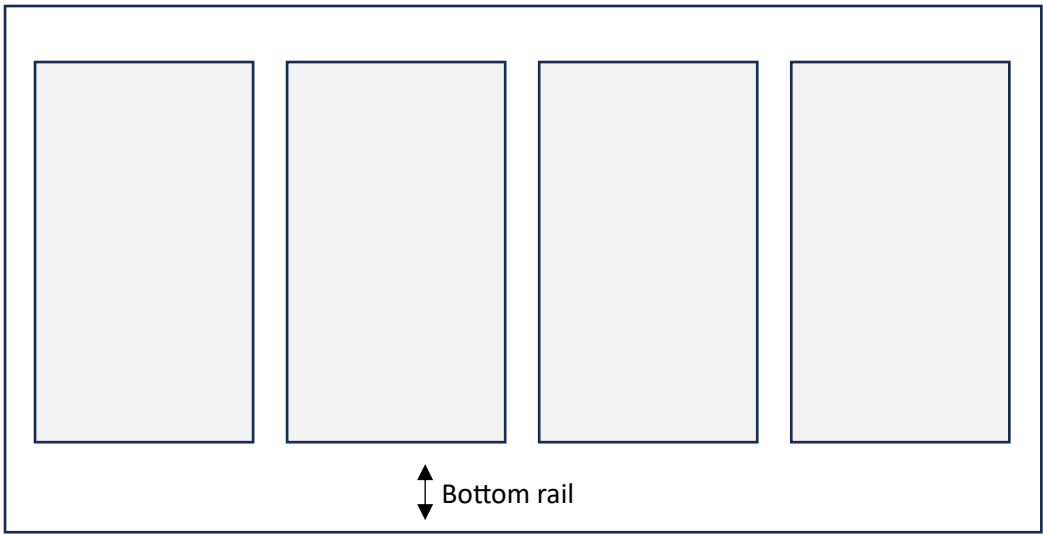


RIGHT →
A7
Pantry Door/Panel with 60mm stiles
and top rail, 120mm mid rail.



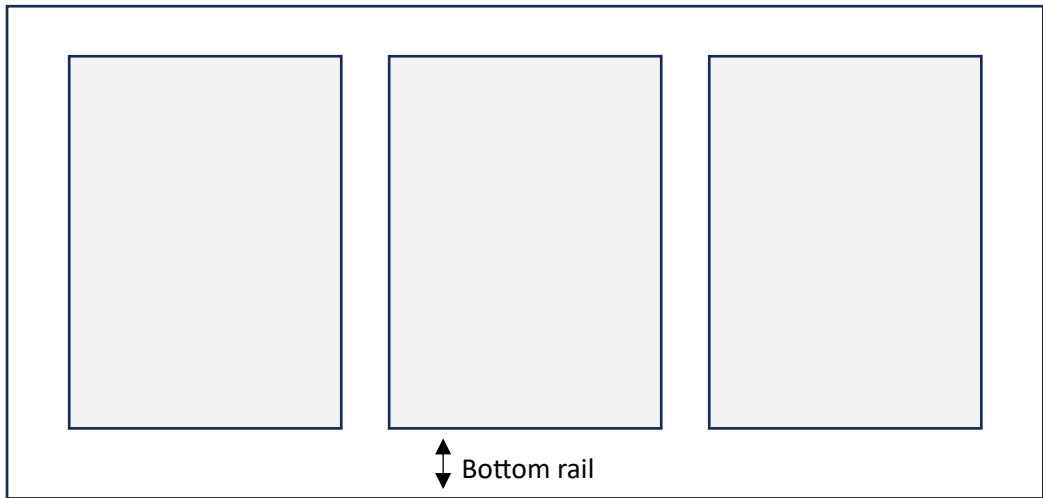
→ **E.g. Mid rail measurement**

Please Note: Bottom rails can be adjusted.



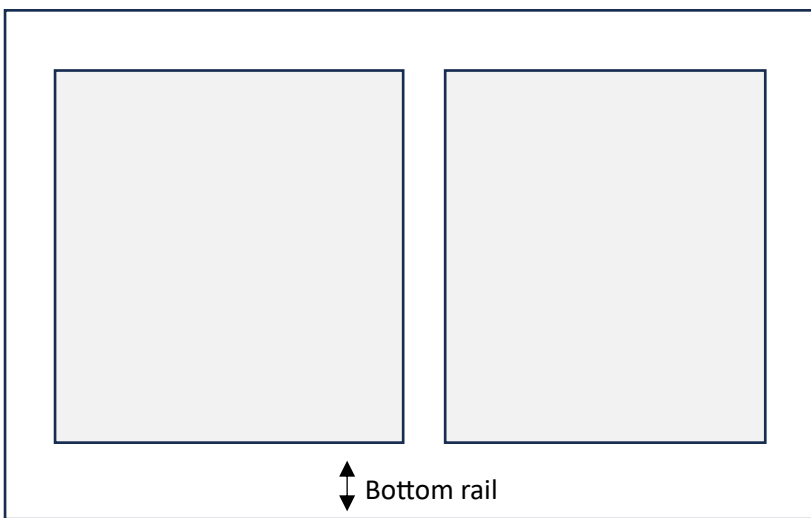
B1

Island panel with 60mm stiles, top and centre rails.



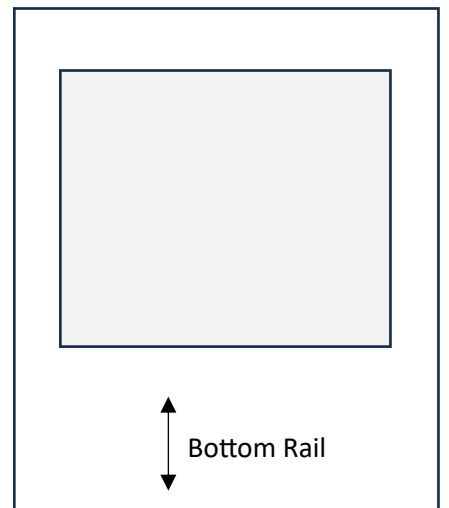
B2

Island panel with 60mm stiles and top rail with double centre rails.



B3

Island panel with 60mm stiles, top and centre rail.



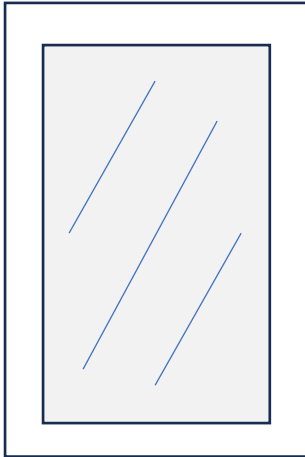
B4

End panel with 60mm stiles and top rail.

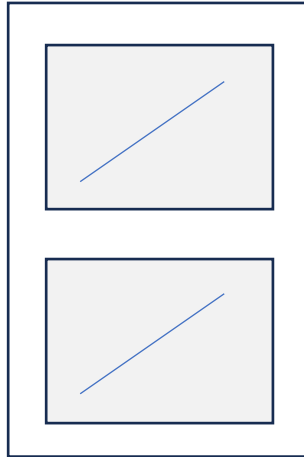
Please Note: Bottom rails can be adjusted.

DOOR FRAMES:

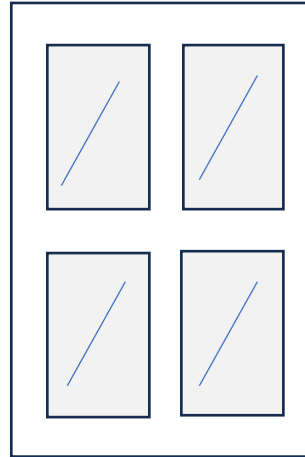
F1 60mm stiles & rails.



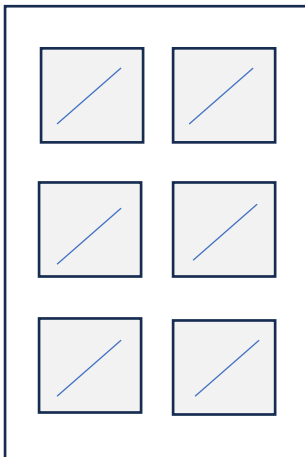
F2 60mm Stiles & rails.



F3 60mm stiles, rails, & half mid rails.



F4 60mm stiles, rails, & half mid rails.



Rebate = Approximately 8mm deep x 10mm wide.

Please specify square cut or profiled.

GENERAL INFORMATION:

Doors and panels are manufactured from 18mm machine grade moisture resistant MDF.

Standard Rails and Stiles = 60mm

Half Rails and Stiles = 30mm

Double Rails = 120mm

Doors, drawers, and panels are ordered as separate pieces.

Stiles and rails can be adjusted in "additional notes section".

Mid rails are measured from the bottom edge to the centre of the rail.